

CROWN

RR 5700 SERIES



Smart and Powerful.

It's one thing to engineer a truck that has the power to perform in demanding reach truck applications. It's another to create a truck with intelligence and technology that stands apart from the rest.

With the RR 5700 Series from Crown, you get power and smarts. The combination that drives exceptional results. Every time.

Expand Your Reach with Crown.



Visit crown.com

See the RR 5700 Series



Productivity That Pays.

At the end of the day, the truest measure of a reach truck is getting the job done—quickly and safely.

You need a truck you can count on, in the short-term and long-term. One that rises to any challenge and delivers at every turn: more pallet moves, greater operator comfort and control, rock-solid performance and uptime.

Depend on the RR 5700 Series from Crown.



Comfort.

Innovative features and exceptional design give operators unmatched comfort for confident, safe performance.

Control.


With smart systems, an intuitive all-in-one handle and a Load Handling Assist option, the RR 5700 enables pinpoint accuracy and control.

Performance.

Every component is engineered by Crown to deliver optimal performance while lifting, lowering, maneuvering and more.

Uptime.

Crown's systematic approach to uptime encompasses everything from design and manufacturing to diagnostics, service and parts.



Handle, Armrest and Seat

The Crown S Class truck features an adjustable handle, armrest and seat. This enables operators to choose to lean, sit or stand for optimum control and productivity without compromising visibility, safety and comfort.

Confident Comfort.

It's a fact: operators who are more confident get more done—every shift, every day. That's why Crown engineers dedicated years to develop fully integrated compartment features that optimize ease of use, comfort, confidence and safety.

1. Entry Bar™ Safety Switch encourages safe foot position within the operator compartment by reducing travel speed, sounding an audible alert and showing a message on the display when depressed.

2. Suspension Floor Board provides a cushioned, shock absorbing ride and a **Dual Pedal** design requires both feet properly positioned for travel.

3. Elevated Footrest reduces shift-long operator fatigue.

4. Multi-Task Control Handle supports the ability to perform multiple tasks simultaneously.

5. Full Back Support whether an operator chooses to sit, lean or stand.

6. Variable Side Stance provides five solid points of contact for secure operator positioning and offers maximum visibility in either travel direction.



ThermoAssist™ Package

offers a practical, cost-effective way to improve operator comfort and productivity. A mast air deflector and heated armrest and backpad (heated seat for S Class trucks) make cold environments more comfortable.

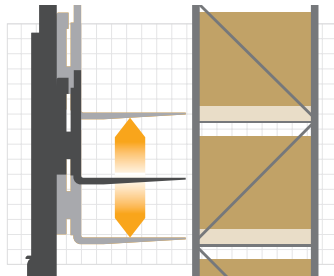
Precise Control.

Lifting valuable, variable loads at height challenges even the most seasoned operators. That's why the Crown RR 5700 Series integrates a number of control features that contribute precision and confidence for the operator.

Smart Systems

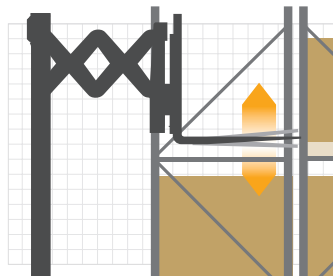
Crown combines engineering, manufacturing and integrated technology to proactively improve safety and performance. The RR 5700 Series continually monitors and analyzes truck activity to enable intelligent, optimized control of:

- **Travel speed:** optimizes speed and braking, based on weight on forks, fork height, tire slip and direction of travel.
- **Cornering speed:** adjusts speed in turns, based on angle of steer wheels, truck speed and weight on forks.
- **Position hold:** avoids unintended travel by maintaining position when resistance is encountered, or when stopped on inclined surfaces.



One-Touch Rack Height Select

option allows the operator to simply press a button between rack levels (raising or lowering) to automatically stop the forks at the next level.



Tilt Position Assist

option levels the forks with a simple command via the multi-task control handle.



Multi-Task Control Handle

Crown delivers intelligent control through an intuitive, integrated handle that allows operators to control travel direction and speed while maneuvering during lift and reach operations.



Crown Vision System

option enables operators to clearly view work at height via an integrated camera and monitor.




Pure Performance.

To move more pallets, you need everything working together. Crown's complete system approach to design and engineering links every component for fine-tuned power, speed and productivity. That's pure performance.



The Speed You Need in Every Stage.

The RR 5700 Series delivers the right lift, lower and travel speeds when you need them. By tuning the truck to match the operator, application and task, you get the power, efficiency and performance, every time.



Lift Lower
(AC Hydraulic System)



Maximum Travel Speed (mph)

OnTrac® Anti-Slip Traction Control

Crown's exclusive OnTrac Anti-Slip Traction Control significantly reduces tire spin during acceleration, plugging and braking. The result? A significantly shorter stopping distance and longer tire life.

Dependable Uptime.

At Crown, we recognize that a truck only contributes when it is fully engaged in the work at hand. To this end, we know that vertically-integrated trucks perform better and longer than those that are simply assembled.

That's why Crown engineers are focused on developing systems that ensure uptime. This includes motors designed and manufactured by Crown to consistently deliver greater power and Crown-built controllers with faster processing speeds for more responsive, reliable performance.

Exclusive Quick-Change Load Wheels

Changing consumables such as load wheels no longer has to put a strain on productivity. With optional Quick-Change Load Wheels from Crown Integrity Parts, you can be back in business in a matter of minutes.

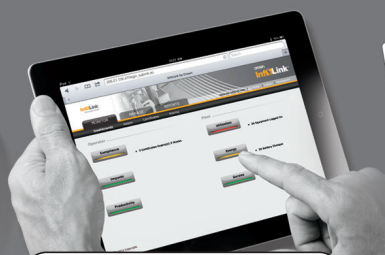


More uptime for your investment

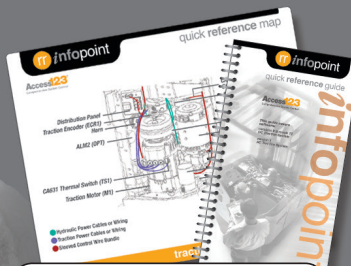
Crown's integrated approach combines truck feedback and diagnostics, Crown-made parts and dedicated service teams to give you more uptime and the lowest total cost of ownership.



Access 1 2 3® technology enables advanced diagnostics through an intuitive display. This diagnostics system, used across all Crown trucks, increases technician proficiency, resulting in significant savings in service time and costs.



InfoLink® is a wireless operator and fleet management solution that puts the power of accurate, up-to-date, business metrics right at your fingertips.



Crown's InfoPoint® Quick Reference Guide and on-truck component maps provide technicians with vital information to quickly, accurately and easily resolve issues without wiring diagrams or schematics.



Crown's Integrity Parts and Service System® solutions ensure long-term truck performance by matching trained technicians with Crown-made parts for long-lasting performance. That's a major difference with Crown.

Expand Your Reach with the Crown RR 5700 Series.

Contact your local Crown dealer for a demonstration



Visit crown.com

See the RR 5700 Series



Crown Equipment Corporation

New Bremen, Ohio 45869 USA

Tel 419-629-2311

Fax 419-629-3796

crown.com

You can count on Crown to build lift trucks designed for safe operation, but that's only part of the safety equation. Crown encourages safe operating practices through ongoing operator training, safety-focused supervision, maintenance and a safe working environment. Go to crown.com and view our safety section to learn more.

Because Crown is continually improving its products, specifications are subject to change without notice.

Crown, the Crown logo, the color beige, MonoLift, the Momentum Mark, Access 1 2 3, InfoLink, InfoPoint, OnTrac, Xpress Lower, Work Assist, Entry Bar and the ecologic logo are trademarks of Crown Equipment Corporation.

Copyright 2014 Crown Equipment Corporation
SF18298 Rev. 04-18
Printed in U.S.A.

ecologic™

Clean Environment. Smart Business.

Printed on elemental chlorine free and sustainably forested paper.